

The Curve of the Earth

An electric score for solo network instrument with optional observations

Electric Score

This score should be as long as it can be made in a single sheet of paper: a long scroll. It should be performed sequentially, that is to say each performance takes up where the last one stops. Each performance should perform as much of the score as the allotted time allows but the overall pace should be sedate. Each section should be then marked (in some fashion) and dated with the performance. Any recordings of any parts of the score should include the length and time of the score played with the first number always reference the previous performance. i.e.:

The Curve of the Earth [00'00"-05'30" / 00:00:00-01:21:09]

Network Instrument

The electronics should be fairly simple, no more than two separate sound sources or feedback loops moderately networked together. That is to say it is an *Network Instrument* but not fully interconnected. The two sources should modulate each other at 2 to 4 points and they sources should be cross-mixed in such a way that neither source dominates a channel. In live performance stereo or surround sound can be used

Each performance of the piece should have the network especially considered for it. Which isn't to say it should be a new network for each performance but that the section of the score that is to be played should be considered in what is to be played. Likewise the previous portion should be considered and a small portion of a recording of it could even be added as a sound source at the beginning of a new section.

Prelude

At the opening performance of the piece a prelude should be played. This can be an expression of the network at startup as it is brought into readiness by the performer for the beginning of the score. Alternatively there is hard line on the score that marks the beginning of the score but prior to that is some material that could be partially (or fully) obscured by the scroll handle or some device for holding it into place. An impression of this material can be used for this prelude. The Prelude should be specifically indicated in records or recordings of the score, which would include the duration but not a length. i.e.:

The Curve of the Earth [Prelude / 00:00:00-00:42:24]

Optional Observations

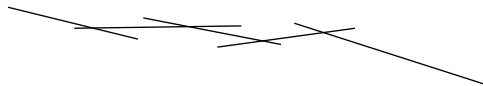
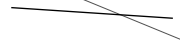
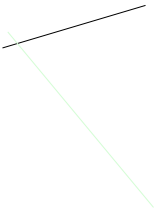
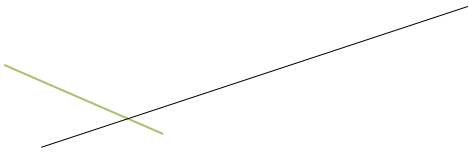
There are six "observations" that are separate one page scores that can be performed simultaneously with any portion of the score. In the course of a complete performance they can be performed any number of times in concert with the primary score. Observations though must not dominate performance of the piece as taken as whole and there should be significant amounts of solo electronics in any given performance. Over the course of a complete performance the tendency should be for the bulk of the time to be without observations and of course none need be made.

Observations can be made from any artificial sound source within the specified constraints, but a network instrument, if two of them are occurring simultaneously they should be different instruments. The material on the pages should be interpreted as a *Musical Pattern* in that a duration for the page should be determined in advance (in collaboration with the *Electric Score* performer) and that the spaces between material should be consistent within this time. The observations are printed on clear transparencies which should be overlaid onto the *Electric Score* (the same scroll that the primary performer is used, unrolled to where the observers are. If there is not enough score left to do this, then no observations can be made). The observations are interpretations of the interpenetrations of the primary score and the material on the transparency. Material is not to be repeated.


Observation Instrumentation

- Observation 1 - for a stringed instrument
- Observation 2 - for any sound source
- Observation 3 - for percussion
- Observation 4 - for any sound source
- Observation 5 - for bowed strings
- Observation 6 - for percussion

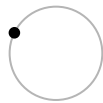





Observation 1 - for a stringed instrument








Observation 2 - for any sound source



Observation 3 - for percussion



Observation 4 - for any sound source



Observation 5 - for bowed strings

Observation 6 - for percussion

